



Automatic parking barriers



...naturally

CAME an international company that specialises in automations provides:



Presence and assistance with an extensive distribution network

CAME guarantees distribution in the domestic and international markets through its branches in Italy, France, Germany, Spain, Belgium, Poland, England and The United States and through an extensive distribution and technical/sales assistance network, ready to satisfy the needs of the local installer/dealer.

- A range of CE certified products



- An ISO 9001-certified corporate quality system



More advantages with a CAME automatic system

Everything is easier with "CAME" products, thanks to product conformation and fitting arrangements; CAME technology indeed offers diverse automation solutions depending on the application and the specific operating requirements. All the automation systems, complete with original CAME command and safety accessories, are guaranteed for an intensive operation and do not require periodical maintenance.



GARD G 2500 Series

Automatic parking barrier for **fast passages** up to **2,5 m [8ft]**



GARD G 4000 Series

Automatic parking barrier for **fast passages** of **intensive use** up to **4 m [12ft]**



GARD G 6000 Series

Automatic parking barrier for **passages** of **intensive use** up to **6,5 m [21ft]**



GARD G 12000 Series

Automatic parking barrier for **passages** of **intensive use** up to **12 m [26 and 52 ft]**



CAT Series

Automatic chain barrier for **passages** of **intensive use** up to **8 and 16 m**



UNIPARK Series

Individual parking automation for **single car parking spaces**



COMMAND accessories



SAFETY accessories

Automatic parking barriers

G 4000 / G 4001

The automatic FAST barrier for passages up to 4 m [12ft], with an extra feature: the power supply at 24V.

Essential for passages of intensive use, the low voltage technology allows you to obtain maximum efficiency with control features and complete safety.



• A complete automation

All the essential components for operation even in the event of BLACK OUT are assembled inside the structure; in addition to the motor and the command logic, the **G 4000** is designed to house the optional emergency batteries

• Reliability and duration even in the presence of strong atmospheric agents

The structure of the GARD systems is made entirely from galvanized steel with a polyester powder-based **RAL 2004** paint finishing. For applications in **areas subject to strong corrosive agents**, such as smog and salinity, the G 4001 version is available in **glazed stainless steel** for a lasting working life.

Also for **areas subject to strong winds**, CAME has designed the GARD systems so that they can be fitted with a **tubular arm**.



• Self Locking Mechanism

All the versions in the **GARD series** feature self-locking gears that **lock the arm** both in the open and closed positions. In case of power failure the arm can be raised or lowered manually, without opening the cabinet, thanks to a lock mechanism situated outside the cabinet.

• A versatile automation

The possibility of installing keypads or key switches, photocells and safety flashers **directly on the cabinet of the barrier** simplifies the installation and reduces the cost of the system, as well as accepting inputs from any access control system: radio transmitter, card reader, telephone entry or safety device loops or photocells



• Main safety features

The electronic control panel, with its adjustment system, allows:

- the adjustment of the speed;
- the adjustment of the approach speed;
- the detection of an obstacle thanks to the inherent obstacle detection device system, that provides for the immediate reversal or stop of the movement.

But an automatic system at 24V DC means above all **a system operating in complete safety**.

The motor and all the command and safety accessories are completely powered at 24V DC in direct current.



G 2500

The simplified version at 230V (120V) for fast passages

G 2500 is the fast barrier in the GARD series for passages **up to 2.5 m [8ft]**. The most simple automation solution to adopt. The ideal selection for small passages for private and small condominium use.

As for all the models in the GARD series, G 2500 can be fitted with the **low ceiling folding arm articulation** for applications inside buildings and when ceilings are present.

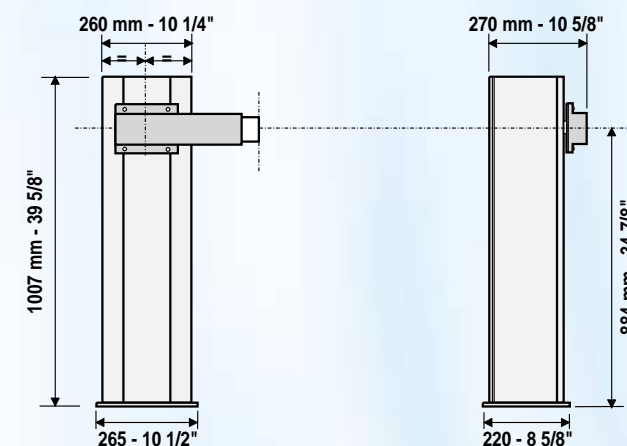
Technical characteristics

Type	G 4000 / G 4001	G 2500
Class of Operation	II, III, IV	II, III, IV
Protection level	IP54 (NEMA 3)	IP54 (NEMA 3)
Weight	47 Kg [104 Lbs]	39,5 kg [87 Lbs]
Power supply	120/230VAC, 24VDC	120/230VAC, 24VDC
Motor power supply	24VDC	120/230VAC
Current Draw	1,3A:230V [2,6A:120V] 15A:24VDC	1A:230V [2A:120V]
Motor power	300W	120W
Operative intermittence	intensive operation	30%
Torque	200 N.m.[1770 in-Lbs]	70 N.m. [620 in-Lbs]
Opening time	2-6 sec	2 sec

General indications for use

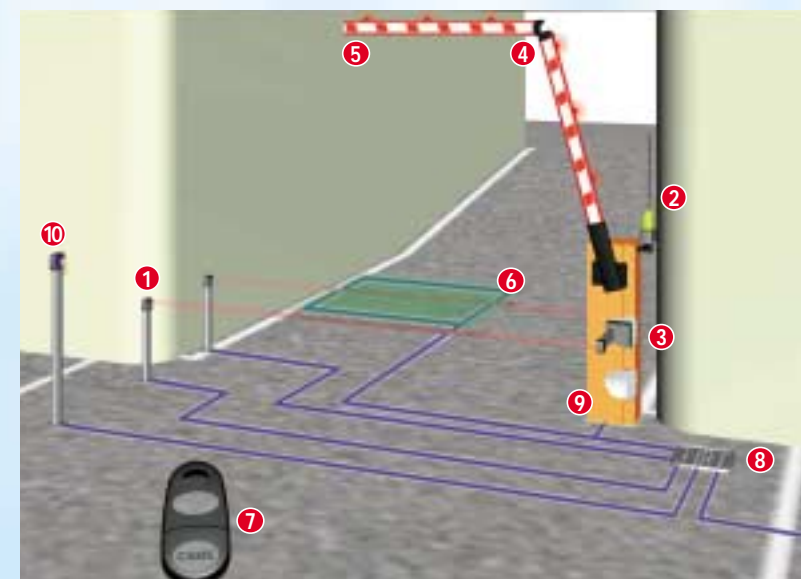
Type	G 4000 / 1	G 2500
Arm without accessories	4 m Max. [12ft]	2.5 m Max [8 ft]
Arm with rubber, lights	3.5 m Max. [12.5ft]	-
Arm with moveable base or rack	3 m Max. [9.8ft]	-
Arm with rubber, lights + rack or moveable base	2.5 m Max. [8 ft]	-

Size measurements



Typical Installation

- 1 • Post H= 0.5 m [20"]
- 2 • Flashing lamp
- 3 • Fixing support
- 4 • Folding Arm articulation
- 5 • Aluminium arm
- 6 • Signalling lamps
- 7 • Transmitter
- 8 • Junction box
- 9 • G 4000 unit
- 10 • Control board



Automatic parking barriers

G 6000 / G 6001

The G 6000 series is suitable to cover passages up to a maximum of 6.5 metres [21ft], a selection typical of industrial and gated communities.

Same as with the other versions in the GARD series, the G 6000 features the advantages of the CAME automatic systems with a low voltage motor, combining high reliability with extreme safety.



• A complete automation

All the components essential for operation even in the event of POWER FAILURE are assembled inside the structure. In addition, to the motor and the command logic, the G 6000 is designed to house the optional emergency batteries.

• Reliability and duration even in the presence of strong atmospheric agents

The structure of the GARD systems is made entirely from galvanized steel with a polyester powder-based RAL 2004 paint finishing. For applications in areas subject to strong corrosive agents, such as smog and salinity, the G 6001 version is available in glazed stainless steel for a lasting working life. Also for areas subject to strong winds, CAME has designed the GARD systems so that they can be fitted with a tubular arm.



• Main safety features

The electronic control panel, with its adjustment system, allows:

- the adjustment of the speed;
 - the adjustment of the approach speed;
 - the detection of an obstacle thanks to the inherent obstacle detection device system, that provides for the immediate reversal or stop of the movement;
 - the connection of photocells or safety loop sensors
- But an automatic system at 24V means above all a system operating in complete safety.

The motor and all the command and safety accessories are completely powered at 24 V.D.C.



• A versatile, automatic system

- Protective shock resistant bumper rubber;
 - Intermittent signalling lamps;
 - fixed and moveable bar bases;
 - racks;
 - folding arm articulation;
 - supports for mounting photocells and flashing lamps.
- These are just some of the specific accessories for automatic barriers, designed to offer the appropriate service to all types of application requirements. They also simplify the installation and reduce the costs of the system, as well as accepting inputs from any access control system: radio transmitter, card reader, telephone entry or safety device loops or photocells.



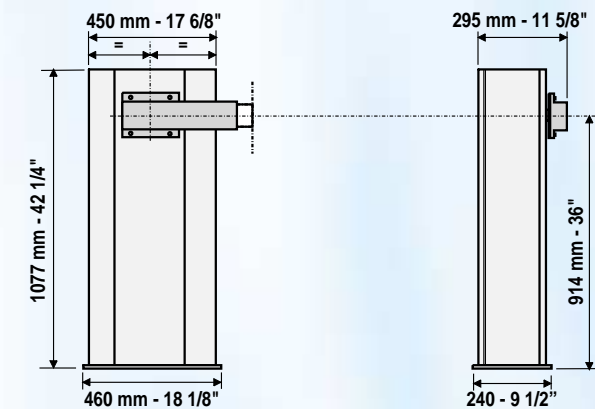
Technical characteristics

Type	G 6000 / G 6001
Class of Operation	II, III, IV
Protection level	IP54 (NEMA 3)
Weight	72 kg [159Lbs]
Power supply	120/230VAC, 24VDC
Motor power supply	24VDC
Current Draw	1,3A:230V [2,6A:120V] 15A:24VDC
Motor power	300W
Operative intermittence	intensive operation
Torque	600 N.m. [5310 in-lbs]
Opening time	4-8 sec

General indications for use

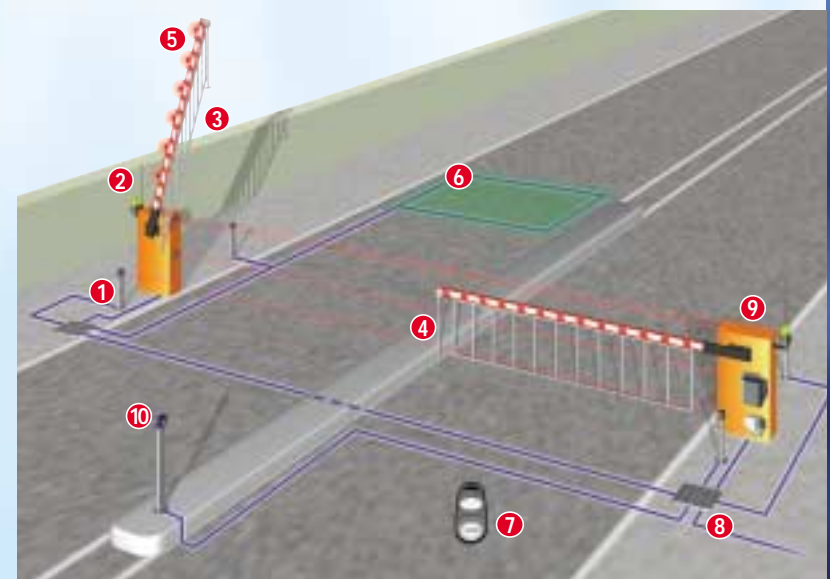
Type	G 6000 / 1
Arm without accessories	6,5 m Max. [21ft]
Arm with rubber, lights	6 m Max. [19.5ft]
Arm with moveable base or rack	6 m Max. [19.5ft]
Arm with rubber, lights + rack or moveable base	6 m Max. [19.5ft]
Arm with rack + base or moveable base	6,5 m Max. [18ft]
Arm with rubber, lights + rack + moveable base	5 m Max. [16ft]

Size measurements



Typical Installation

- 1 • Column H= 0.5 m
- 2 • Safety photocell
- 3 • Flashing lamp
- 4 • Antenna
- 5 • Fixing support
- 6 • Morack
- 7 • Moveable base
- 8 • Aluminium bar
- 9 • Signalling lamps
- 10 • Phosphorescent strips
- 1 • Protective rubber
- 2 • Magnetic detection sensor
- 3 • Transmitter
- 4 • Branch pit
- 5 • G 6000 unit
- 6 • Control board
- 7 • Radio receiver
- 8 • Emergency batteries
- 9 • Code switch / Key switch / Magnetic key reader
- 10 • Column H= 1 m



Automatic street barriers

G 12000

CAME RELIABILITY AT ITS GREATEST

G 12000 is the special barrier for passages up to 12 metres wide [39ft] . An automation solution for passages of exceptional size that completes the range of products offered by CAME.

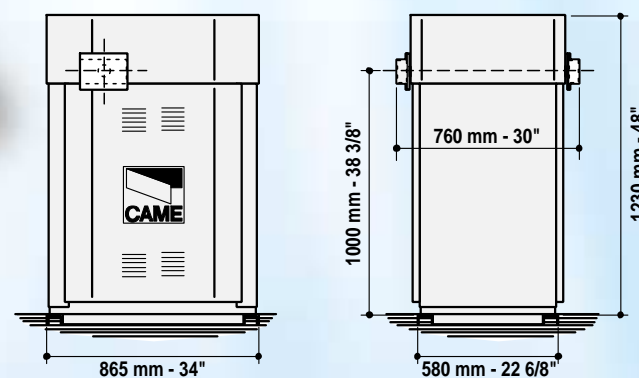


- Given the type of applications, the **G 12000** automation system has a **command logic of the newest generation** that provides all the safety functions such as: **electronic obstacle detection** (immediate stop of the movement in this case).
- Intensive use operation, even in emergency situations such as power failure. Similar to all other models in the GARD series, the **G 12000** can be placed beside a second barrier to **manage separate entrances and exits** or even for master slave operation.

Technical characteristics

Type	G 12000
Class of Operation	II, III, IV
Protection level	IP54 (NEMA 3)
Weight	783 Kg [1723 in-Lbs]
Power supply	120VAC/230VAC/24VDC
Motor power supply	24VDC
Current Draw	15 A (24V)
Motor power	300W
Operative intermittence	intensive operation
Torque	600 N.m [5310 in-Lbs]
Opening time	10 sec

Size measurements



GARD series control boards

Construction features and use limits

Type	G 2500	G 4000	G 6000	G 12000
Power supply	230/120VAC	230/120VAC 24 AC. D.C.	230/120VAC 24 AC. D.C.	230/120VAC 24 AC. D.C.
Motor power supply	230/120VAC	24 AC. D.C.	24 AC. D.C.	24 AC. D.C.
Frequency	50 - 60 Hz	50 - 60 Hz	50 - 60 Hz	50 - 60 Hz
Casing in ABS with protection level	IP 54 (NEMA 3)	IP 54 (NEMA 3)	IP 54 (NEMA 3)	IP 54 (NEMA 3)
Operating temperatures	-4F / 158F	-4F / 158F	-4F / 158F	-4F / 158F
Amperometric sensor	no	yes	yes	yes
Command logic and microprocessor control	no	yes	yes	yes
Dip-switch for selection of command and safety functions	no	yes	yes	yes
Incorporated radio decoding	no	yes	yes	yes
Radio-frequency boards can be coupled	with RBI	all	all	all
Protection of the circuit input with fuse	yes	yes	yes	yes
Possibility to connect accessories	20 W max	40 W max	40 W max	40 W max
Protection of the circuit from excess voltages (suppressors)	no	yes	yes	yes
Protection of the relay contacts with anti-sparking system	no	yes	yes	yes
Fitting for connection of battery charger	no	yes	yes	yes

Operating features

Type	G 2500	G 4000	G 6000	G 12000
Output for connection of flashing lamp	yes	yes	yes	yes
Output for connection of antenna	yes	yes	yes	yes
24V power supply outlet signalling barrier in movement and in closing position	no	yes	yes	yes
Output for connection of lamp signalling barrier open	yes	yes	yes	yes
Contact outlet for second radio channel	with RBI2	no	no	no
Extractable and numbered plug-in connection terminal boards	no	yes	yes	yes
Self-learning of the code from transmitter to receiver	with RBI 1-2	yes	yes	yes
LED signalling failure of the safety contacts	no	yes	yes	yes
Adjustable timer to close with TCA trimmer	yes	yes	yes	yes
Soft stop micro switches	no	yes	yes	yes
Soft stop during opening and closing	no	yes	yes	yes
Speed Adjustment	no	yes	yes	no

Safety functions

Type	G 2500	G 4000	G 6000	G 12000
Preflashing function during opening and closure	yes *	yes	yes	yes
Reopening during closure	yes	yes	yes	yes
Total stop	yes	yes	yes	yes
Obstacle detection at end of limit	no	yes	yes	yes
Reversal of movement upon detection of an obstacle	no	yes	yes	yes

* only during closure

Command functions

Type	G 2500	G 4000	G 6000	G 12000
Input for connection of Opening only pushbutton	yes	yes	yes	yes
Input for connection of Closing only pushbutton	yes	yes	yes	yes
Input for connection of Opening/Closing/ reversal pushbutton	yes	yes	yes	yes
Man Present operation	yes	yes	yes	yes

Automatic chain barrier

CAT

A CAME project, **UNIQUE** and **PATENTED**, that has great use in the delimitation of private public parking, with one or more car parking spaces. A highly technological product studied with a design that complies with the most demanding architectural contexts. Also available with low voltage motor

• **Why and when to choose the 24 V version:**

- to guarantee its operation even when power is **unavailable**; CAT X24 can function with emergency batteries or powered from a UPS;
- for the possibility of **adjusting the operating speed** depending on whether the particular needs require a slow or fast opening operation;
- as an **extra safety measure** an amperometric device, managed by the control board, electronically detects an obstacle and blocks the movement of the chain;
- for **intensive use**, the motor allows intensive operating cycles thanks to its low voltage;
- for **complete safety**, all the devices connected in the system are powered at low voltage.



• **Everything is simpler even when power is unavailable**

During closure the chain remains completely firm, thus guaranteeing its function. In the event of black out and for all emergency situations the appropriate safety padlock with personalised key allows the immediate release of the chain.



But also an additional service

The chain barrier is also the ideal solution for the delimitation of areas or parking lots where you want to prevent use by unauthorized personnel or at prohibited times such as in:

- shopping centres
- Driveways
- Offices, banks, drive thru

Technical characteristics

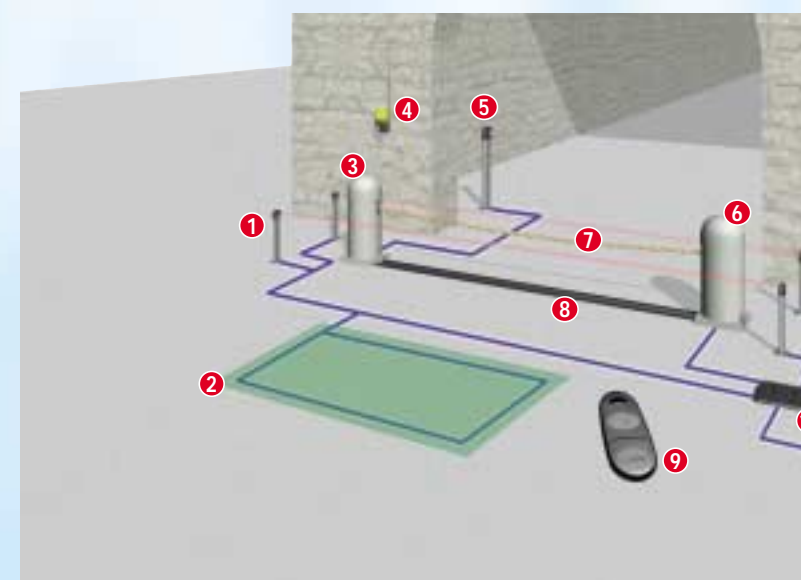
Type	CAT - X	CAT - X24
Class of Operation	II, III, IV	II, III, IV
Protection level	IP54 (NEMA 3)	IP54 (NEMA 3)
Weight	43 kg [95Lbs]	47 kg [104Lbs]
Power supply	120VAC/ 230VAC	120VAC/ 230VAC
Motor power supply	120VAC/ 230VAC	24VDC
Current Draw	2,7 A max (230V) 5 A (120VAC)	20A max. (230VAC)
Motor power	200W	240W
Operative intermittence	30%	intensive operation
Traction force	50 kg [110Lbs]	50 kg [110Lbs]
Opening time	11 sec	9-14 sec

Size measurements



Typical Installation

- 1 • Column H= 0.5 m [20"]
- 2 • Magnetic detection sensor
- 3 • CAT I Unit
- 4 • Flashing lamp
- 5 • Keypad/ Key switch/ Magnetic key reader
- 6 • CAT X / X24 Unit
- 7 • Chain
- 8 • Chain protection guide
- 9 • Radio transmitter
- 10 • Junction Box



- **CAT is a complete automation:** the motor, control board, radio receiver and all the fittings for operation even when power is unavailable are found inside the structure.

Automatic protection of individual parking slots



UNIPARK

To reserve a car parking space is now possible: **UNIPARK is an automatic barrier that enables you to protect your reserved parking space and leave your vehicle with an additional security measure. With UNIPARK you can park automatically at a click of a button without getting out of the car.**

- **UNIPARK** is a totally safe and reliable automation system. Thanks to the simplicity and safety of its 24v design and the intelligent electronics built into its control panel the system features:

- **the immediate stop** of the operator upon sensing an obstacle, thanks to the electronic **amperometric detection** device managed by the command electronics;
- **maximum safety** for the operator and for the end user; all the devices are powered at low voltage;
- **the guarantee of operation** even without electric power supply: the unit can be powered and operated with emergency batteries or by connecting it to a UPS.

- **UNIPARK** is a self locking automation that can however, be manually released by means of a special key.

- **Maximum versatility**

Even if the radio transmitter is the most convenient method for the user, the command logic accepts the input of external devices and a complete range of CAME accessories, of your choice, such as key or custom code selectors, proximity cards and much more.

Each automation can also be connected to various CAME access control systems that can identify, memorize and allow entry or exit exclusively to authorized personnel.

- **Ideal for condominiums, working environments, public facilities and all other locations where it is intended to guard the parking space for the owners or authorized personnel. All this with an additional feature, the possibility of opening and closing the barrier with a simple click of a button.**



- **UNIPARK** is an **ELECTROMECHANICAL** automation system equipped with permanent fluid grease lubrication; features that allow the automation to be reliable, **thus excluding all kinds of maintenance and adjustment interventions over time.**

UNIPARK L

In addition to the standard version, the system is also available with enlarged barrier, for better coverage of the area to be reserved.



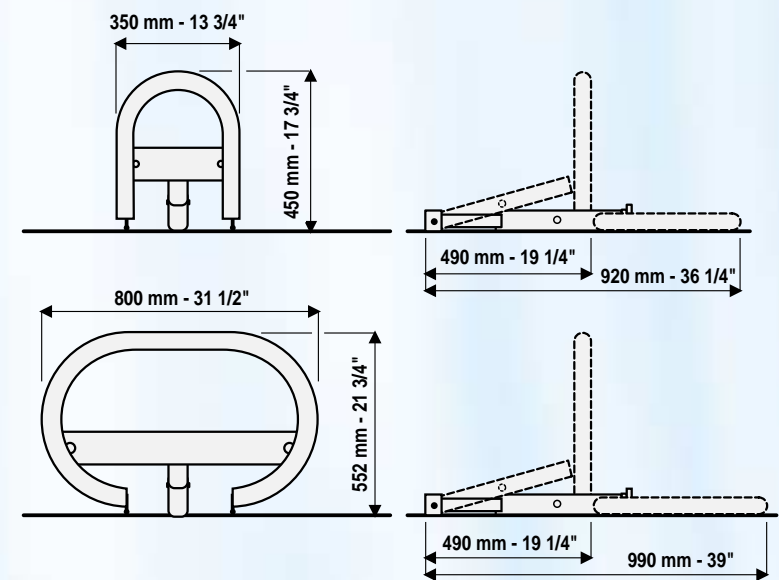
- **Application situations**

The control board, studied for the UNIPARK operators, allows you to manage up to 4 units.

Technical characteristics

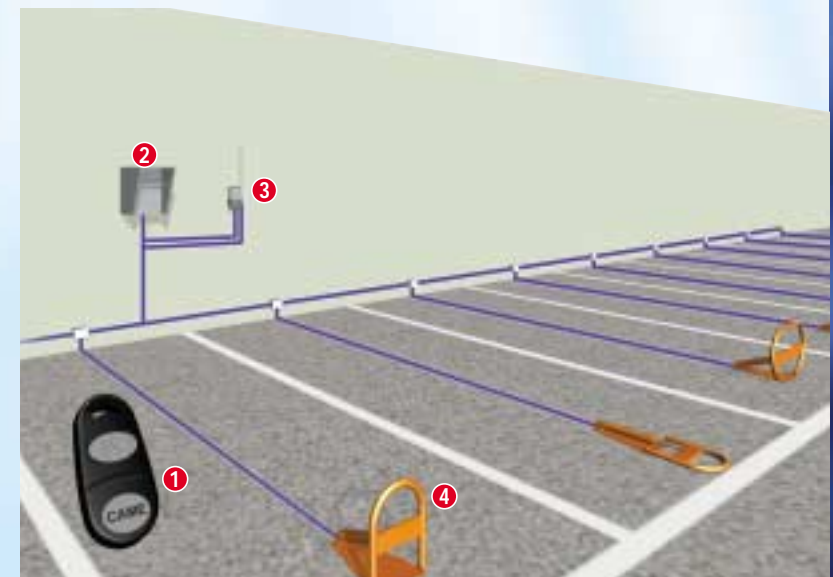
Type	UNIPARK	UNIPARK L
Protection level	IP54 (NEMA 3)	IP54 (NEMA 3)
Weight	8.5 kg [19Lbs]	47 kg [22Lbs]
Power supply	120VAC/ 230VAC	120VAC/ 230VAC
Motor power supply	24 V. D.C.	24 V. D.C.
Current Draw	2,7 A max. (230VAC)	20 A max. (230VAC)
Motor power	200W	240W
Operative intermittence	30%	intensive operation
Traction force	2,5 kg/cm2 [5.5Lbs]	2,5 kg/cm2 [5.5Lbs]
Opening time	10 sec	10 sec

Size measurements



Typical Installation

- 1 • Radio transmitter
- 2 • Control board
- 3 • Radio receiver
• Antenna
- 4 • Gruppo UNIPARK





16.777.216 combinations

Command the opening of the CAME automation thanks to a **PERSONALIZED CODE** of your choice. With CAME keypads safety and secrecy is protected by well over 16 million combinations, and by the **ELECTRONIC ANTITAMPERING** construction system with which they have been designed. Models available in surface and flush mount versions all for outdoor use, illuminated and also in the special **WIRELESS** version.

Comfort and safety with one simple hand movement

Opening the motor-driven system via remote control has become much **EASIER**: for all types of requirements different radio systems are available depending on **size, frequency and operating performance**. In particular, each type of radio device offers different management and safety features depending on the type of application (management of private or multi-use passages).



But now the radio signal is even safer thanks to ATOMO
ATOMO is CAME's newest generation of radio transmitters: **a combination of Design and Technology**.

An instrument that is **elegant, ergonomic, researched for its materials**, but above all **safe**: the **Rolling code** technology used in ATOMO guarantees maximum safety and secrecy of the transmitted signal. With every pulse, the transmitter emits a different code from more than **4 billion combinations** thanks to an algorithm that only the respective receiver can identify, using a double check of the decoding signal. **Rolling code** technology excludes any possibility of the transmitter being cloned.

With CAME systems, the automatic command can also be carried out through a complete range of devices, such as:

- **custom key selectors**, in versions for flushmounted assembly or from outside;
- **volumetric sensors**, for making the opening command as easy as possible;
- **magnetic key and proximity card readers**;
- **magnetic loop sensors**, for the magnetic detection of the vehicle, etc.



Not just automation but also a complete control:

each automatic opening device can be connected to the various CAME access control systems that can **identify, memorise and allow** entry or exit exclusively to authorised personnel. **The equipment can also be integrated to any access control system** car or biometric, telephone entry system, etc.

Convenience and safety

It is mandatory to install all the safety accessories recommended by the **UNI 8612 standards** in force **FOR** all automation systems. By choosing an automation system complete with all its control and safety accessories, CAME guarantees total **SAFETY** and maximum **CONVENIENCE** on **ALL** products installed.



Kiario I: unique and intelligent

Safety, but also an additional service with the new CAME flashing lamp that, in addition to signalling the movement, memorises the number of cycles operated by the automation system and automatically signals when the **predetermined threshold** has been reached.

With **KIARIO I**, the operator can program a general checking of the system when the pre-established number of cycles has been reached. The number of cycles that can be programmed is five thousand, ten thousand, twenty thousand or fifty thousand, depending on the type of application or the operating requirements.



Greater safety with CAME automatic systems

Safety systems are doubtlessly the most important devices in an automation where safeguarding people and vehicles is fundamental. The **movement signaling flashing lights** and the **new ANTI-COLLISION** beams of the **special photocells** are indispensable in a gate system complying with the safety regulations in force.

Safety edges are also necessary when the gate automation does not include certain safety parameters or when installed for special applications.

The infrared photoelectric edges offered by CAME guarantee a more effective solution for numerous active protection needs required by the **UNI 8612 safety standards** in force. Operation with these devices is guaranteed even in cases where the rubber section is damaged; they may be applied either on the moving gate or the fixed parts, in lengths up to 8 m (26 ft).



Consult the **CONTROL ACCESSORY** and **SAFETY** catalogue to see our complete selection of original CAME accessories and decide the best solution for your needs. The automation system of your choice will offer you total **SAFETY** and maximum **CONVENIENCE**.



internet: www.came.it
e-mail: info@came.it

CAME CANCELLI AUTOMATICI S.P.A.
VIA MARTIRI DELLA LIBERTÁ, 15
31030 DOSSON DI CASIER
TREVISO - ITALY

CAME SUD S.R.L.
VIA FERRANTE IMPARATO, 198
CM2 LOTTO A/7
80146 NAPOLI - ITALY

CAME LOMBARDIA S.R.L.
PIAZZA CASTELLO, 16
20093 COLOGNO MONZESE
MILANO - ITALY

CAME FRANCE S.A.
7 RUE DES HARAS
92737 NANTERRE CEDEX
PARIS - FRANCE

CAME GmbH
BERGSTR., 17/1
70825 KORNTAL BEI STUTTGART
DEUTSCHLAND

CAME GmbH
AKAZIENSTR. 9
16356 SEEFELD BEI BERLIN
DEUTSCHLAND

CAME AUTATISMOS S.A.
C/JUAN DE MARIANA, 17
28045 MADRID
ESPAÑA

CAME UNITED KINGDOM LTD
UNIT B3, GILTBROOK
INDUSTRIAL ESTATE
GILTBROOK, NOTTINGHAM,
NG16 2GN - U.K.

CAME (AMERICA) L.L.C.
2293 NW 82 AVENUE
MIAMI (FL) 33122
U.S.A.

CAME BELGIUM
ZONING OUEST, 7
7860 LESSINES
BELGIE

CAME is Europe's leading manufacturer of a complete range of **electromechanical automatic** gate control systems that comply with the **UNI 8612 standard**. Top-quality control systems designed for external installation and with **no need of periodic maintenance** are the basis for the success of CAME products. CAME automatic systems can be fitted also on an existing gate: your local **CAME** dealer will be delighted to help you selecting the system which best suits your requirements.

The range of **CAME** automatic systems includes:

- Automation for **sliding gates**
- Automation for **swing gates**
- Automation for **garage and sectional doors**
- Automation for **shutters and industrial gates**
- Automation for **car parks and street barriers**
- Automatic Pedestrian doors**
- Systems for **access control**
- Accessories **for safety**



PRODUCTS

